

PRODUCT LIST

1928/29 CLOSED CAB PICK UP


FLOOR FRAME

The floor frame is fabricated to original specifications and is the full base floor frame to build a closed cab pick-up body.



FLOOR AND TRANS TUNNEL (1 PCE)

The transmission / floor panel is made up as a gearbox cover and front floor panel, all in one unit. It only fits our 4" recessed firewall.



RECESSED 4" FIREWALL

The recessed firewall is a full replacement 4" firewall and it fits into the original position.



REAR UPPER PANEL

This panel is at the back and has the rear window hole as part its assembly. (no inner garnish mould) it bolts to the LH & RH corner panel and meets the roof panel also.




REAR LOWER PANEL

This panel is at the back below the rear window panel. It bolts to the LH & RH corner panel.



"B" PILLAR & BOXING KITS (STEEL, L & R)

This are a filler panel (pr) and reinforce the "B" pillar that we fabricate. It is a must to complete the "B" Pillar. It has the seat belt mount as part of it assembly.




FRONT WINDSCREEN HEADER PANEL

This panel bolts between the top of the "A" pillar above the windscreen frame. It has the windscreen frame hinge bolted to it.




REAR CAB CORNER PANEL (LH + RH)

These panels are part of the rear section that make up the cab. They go from the "B" pillar to rear corner and across the back and meet the rear back panel.



LOWER COWL PANELS LH & RH

These panels go on both lower sides of the cowl / tank unit.



NOTE: PICTURES NOT TO SCALE

CALL OR EMAIL WADDINGTONS FOR CURRENT PRICING

